

DFA US VECTOR EQUITY FUND

DEFINING VECTOR EQUITY

The DFA US Vector Equity Fund invests in the broad US equities market with a more pronounced tilt toward small cap stocks and value stocks than the DFA US Core Equity Fund.

Dimensional Fund Advisors (“Dimensional”), the sub-advisor of the DFA US Vector Equity Fund, determines a company’s size by measuring its market capitalization in each market. Market cap is calculated by multiplying a stock’s price by the number of shares outstanding. Dimensional primarily uses the ratio of a company’s book value to its market value (BtM) in order to determine its placement on the value/growth spectrum. When assessing value, Dimensional may also consider other factors such as a company’s price-to-cash-flow ratio and price-to-earnings ratio. The fund seeks to hedge currency exposure by using currency forward contracts.

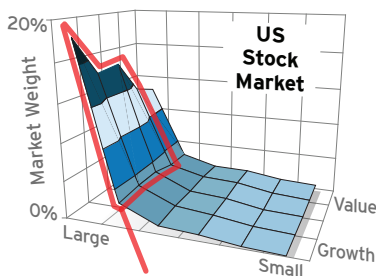
Research conducted by Professors Eugene Fama and Kenneth French found that small cap stocks and value stocks have higher expected returns over long periods. Small stocks and value stocks generally have a high level of risk. Because risk and return are directly related, this higher risk provides small and value stocks with higher expected returns.

CONSTRUCTING THE FUND

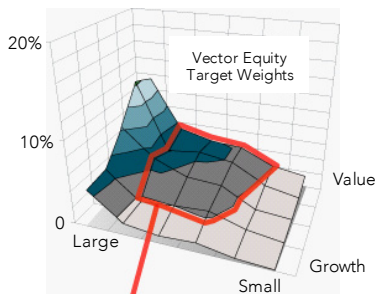
To integrate the portfolio, the US market is divided into a number of BtM and size categories. To achieve a value tilt relative to the market, the portfolio’s target weights are gradually increased for stocks in the value (highest BtM) category and decreased for those in the growth (lowest BtM) category. Large cap growth stocks in the lowest BtM category are excluded. The portfolio’s small cap exposure is achieved by gradually increasing the target weight of small stocks relative to their market weight and decreasing large cap.

PORTFOLIO CONSTRUCTION

Value and small factor-tilts on the whole market



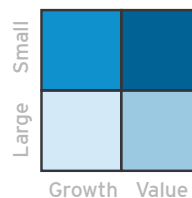
Most market capital is in large cap and growth stocks.



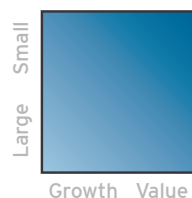
Target weights are increased for small cap stocks and value stocks.

AN INTEGRATED SOLUTION

Smooth, Cost-Effective Exposure to the Market



Traditional asset allocation uses components that segment a portfolio.



Vector Equity provides multifactor-tilted exposure to the entire market.

FUND FACTS (Class F - Hedged)

NUMBER OF HOLDINGS
1,982

WEIGHTED AVERAGE MARKET CAP (MILLIONS)
\$33,647

WEIGHTED AVERAGE BOOK-TO-MARKET RATIO
0.92

PRICE/EARNINGS (EXCLUDING NEGATIVES)
13.2%

WEIGHTED AVERAGE DIVIDEND-TO-PRICE
1.46%

MANAGEMENT EXPENSE RATIO (as of December 31, 2009)
0.70% (capped)

The fund’s prospectus contains more complete information on risks, advisory fees, distribution charges and other expenses.

FOCUSING ON THE ASSET CLASSES

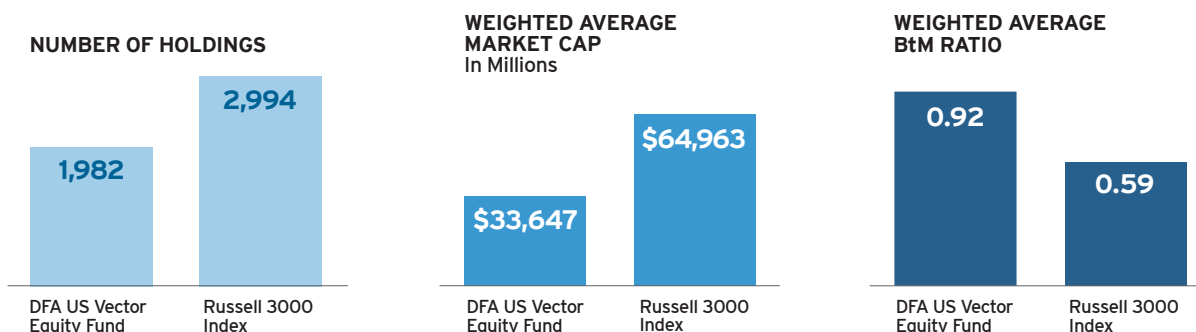
To further refine the eligible universe of stocks and achieve focused exposure to the size and value asset classes, exclusion screens are applied. The DFA US Vector Equity Fund's first screen eliminates from consideration stocks that are not part of the asset class (such as holding companies). As of June 30, 2010, this process removed 1,840 of the 5,257 stocks in the initial universe. Additional screens for pricing concerns and trading concerns removed another 541 stocks from consideration. The result is an eligible buy list of 2,876 stocks that Dimensional believes keeps the strategy precisely focused on the asset classes.



BROADER REPRESENTATION OF SIZE AND VALUE DIMENSIONS

Dimensional's strategies are engineered to capture the dimensions that drive returns. Intelligent engineering and trading expertise result in the DFA US Vector Equity Fund's broader diversification and stronger exposure to the higher expected returns of small cap stocks and high BtM stocks.

By spreading the investment gradually across all but the largest growth stocks in the market, the fund can hold stocks for maximum efficiency and minimize counterproductive trading. The result is a broadly diversified exposure that favors the asset classes that have historically provided higher expected returns.



EFFECTIVE TRADING PRACTICES

Because Dimensional does not index, we can consider broadly all securities that meet our target risk characteristics rather than concentrate on specific stocks. This allows us to practice patient trading, focusing on price rather than time of execution. We can also design our strategies to mitigate the effects of momentum. As a whole, this disciplined trading approach means lower trading costs that can directly benefit our clients.

Read more about Dimensional and our trading advantage in the publication *What Makes Dimensional Different*.

DIMENSIONAL WORLDWIDE:

VANCOUVER

SANTA MONICA

AUSTIN

LONDON

SYDNEY

AMSTERDAM

www.dfacanada.com



The mutual funds advised by Dimensional Fund Advisors Canada ULC are available only to Canadian residents, through authorized registered dealers. This communication is intended for Canadian residents only and does not constitute an offer or solicitation by anyone in any jurisdiction in which such an offer or solicitation is not allowed. Commissions, trailing commissions, management fees and expenses all may be associated with mutual fund investments. Please read the prospectus carefully before investing. Mutual funds are not guaranteed, their value changes frequently and past performance may not be repeated. The fund's prospectus contains more complete information on risks, advisory fees, distribution charges, and other expenses and should be read carefully before you invest or send money. Prospectuses for Dimensional Funds can be obtained directly from Dimensional Fund Advisors Canada at Suite 1520, 1500 West Georgia Street, Vancouver, British Columbia V6G 2Z6; by calling 604-685-1633, or by visiting www.dfacanada.com.

Date of first use: January 19, 2010.